



Evergreen is a solid color core phenolic compartment system that is tough and durable in a choice of six earth tone colors. This beautiful material has solid color throughout and is popular in high traffic public buildings, schools, and institutional facilities. Like our standard phenolic material, the core is virtually indestructible and suitable for wet areas.

CONSTRUCTION

Ampco's Evergreen (Color Through Solid Phenolic Core) is constructed of melamine face sheets homogeneously bonded under heat and high pressure phenolic resin with finished surfaces that have a Class B fire rating. All edges are polished. Pilasters have a 3/4" minimum thickness, panels 1/2" and doors 3/4".

STANDARD HARDWARE

Heavy duty cast stainless steel door hardware and stamped stainless steel bracket hardware.

Hinges:

Our hinges supply heavy duty cast stainless steel Type 304 Number 4 finish. Top hinge consists of heavy-duty nylon bushing mounted to 3/8" stainless steel pin within cast stainless steel sleeve. Bottom hinge consists of a cast cam mechanism within hinge pivot. Stainless steel ball bearing slides to assist with gravity fed pivot function and saddle to mount on bottom of door. Fully adjustable Emergency access feature is required for outside access.

Latch and Keeper:

Type 304 stainless steel with Number 4 finish. Latching device consists of a slide latch with combination stop and emergency release feature.

Coat Hook:

Type 304 stainless steel Number 4 finish coat hook for outswing and or combination coat hook and bumper for inswing.

Door Pull:

Type 304 cast stainless steel with a Number 4 Finish

OPTIONAL FEATURES:

- Class A Fire rating
- Continuous stainless steel hinge or three hinges per door
- Continuous Aluminum hinge
- Continuous stainless steel or aluminum wall brackets
- No-sight line hardware with continuous hinge and strike
- Euroline hardware

COLORS AVAILABLE:

Six earth tone colors available. For more information request an Evergreen Color Chart.


Our Evergreen Toilet Partitions comply with CID A-A-60003

*Evergreen toilet partitions are assembled with 85% solid phenolic core and 15% stainless steel hardware by weight.


Class A Fire Rating upon request and may carry an upcharge.

For samples please contact the marketing department.


CONSTRUCTION STYLES



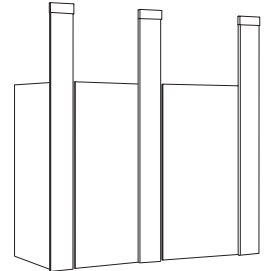
Floor Mounted



Floor to Ceiling
(Ceiling height required)



Overhead Braced



Ceiling Hung
(Ceiling height required)

LEED CERTIFICATION PROGRAM

Recycled Content MR 4.0	
1-2 points	Ebony Pre-Consumer 10% Post-Consumer 15% All Spice (Class B) Pre-Consumer 0% Post-Consumer 22% *For info on other colors contact the marketing department.
Local and Regional Material MR 5.0	
1-2 points	Toilet Partitions is Manufactured in: Miami, FL 33167 (All Spice and Black only) Ebony Cincinnati, OH Sacramento, CA All Spice Temple, TX Asheville, NC Ginger, Cinnamon and Nutmeg
Renewable Resources MR 6	
1 point	All Spice 10%
Certified Wood MR 7	
1 point	Suppliers used by manufacturer are independently certified with the FSC. *Applies only to certain colors.
Low Emitting Materials IEQ 4.4	
1 point	Yes
Regional Priority Credit 1.0	
1-4 Credits	Depending on job site zip code

Please Note: Asbestos is not a listed substance material in the MSDS Sheets.

Ampco is not responsible for any typographical errors.

PART 1 - GENERAL

1.1 RELATED DOCUMENTS

- A. Drawings and General Provisions of Contract, including General and Supplementary Conditions and Division 1 Specification Sections, apply to this Section.

1.2 SUMMARY

- A. This section includes stock and manufactured toilet compartments.
- B. Types of toilet compartments include:
 - 1. Evergreen (Color Through Phenolic)
- C. Construction styles of toilet compartments include:
 - 1. Ceiling Hung
 - 2. Floor Mounted
 - 3. Floor to Ceiling Supported
 - 4. Overhead Braced
- D. Construction styles of modesty panels and sight screens include:
 - 1. Leg Screen
 - 2. Floor Mounted
 - 3. Floor to Ceiling Supported
 - 4. Wall Hung
- E. Supports for attaching compartments, modesty panels and sight screens to overhead structural systems are specified in a Division 5 Section.

1.3 SUBMITTALS

- A. General: Submit the following in accordance with Conditions of Contract and Division 1 Specification sections.
- B. Product data for materials, fabrication, and installation including catalog cuts of anchors, hardware, fastenings, and accessories.
- C. Shop drawings for fabrication and installation of compartment assemblies that are not fully described by architectural drawings. Provide template layouts and installation instructions for anchorage devices built into other work.
- D. Samples of full color range for each required unit type. Submit Ampco's standard color selector.

1.4 QUALITY ASSURANCE

- A. Field Measurements: Take field measurements prior to component fabrication to ensure proper fitting of work.
- B. Coordination: Furnish inserts and anchorages that must be built into other work for installation of toilet compartments and related items.

PART 2 -PRODUCTS

2.1 MANUFACTURERS:

- Subject to compliance with requirements, provide products by one of the following:
 - A. Ampco Florida, Miami, FL 33167. (305) 821-5700. (Only for Allspice and Ebony)

2.2 MATERIALS

- A. General: Provide material that have been selected for surface flatness and smoothness. Exposed surfaces that exhibit pitting, seam marks, roller marks, stains, discoloration, telegraphing of core, or other imperfections on finished units are not acceptable.
- B. Select from the following:
 - 1. Evergreen: Ampco's Evergreen surfaces shall have a minimum Class B fire rating. All edges shall be polished. Pilaster have a 3/4" minimum thickness, panels 1/2", and doors 3/4".
 - C. Stile Shoes and Caps: Shall be 20 gage ASTM A-167, Type 304 stainless steel, not less than 3" high, Number 4 Satin (brushed) finish.
 - D. Brackets: Ampco's standard design for attaching panels to walls, stiles to walls, and panels to stiles of the following material:
 - 1. Evergreen shall be Type 304 stainless steel with Number 4 Satin finish hardware.
 - E. Overhead Bracing: Continuous extruded aluminum, anti-grip profile, with clear satin anodized finish. Headrail returns as shown on shop drawings.
 - F. Anchorages and Fasteners: Stainless steel exposed fasteners are finished to match hardware with theft-resistant type heads (one-way). All concealed steel fasteners shall have a zinc-plated, rust-resistant, protective coating. All fasteners shall be pre-packed, marked and labeled for ease of identification.

2.3 FABRICATION

- A. General: Furnish standard doors, panels, screens and stiles fabricated for compartment system. Furnish units with cutouts and drilled holes to receive compartment hardware as indicated.
- B. Door Dimensions: Unless otherwise indicated, furnish 24" wide in-swing doors for ordinary toilet compartments and minimum 32" wide (clear opening) out-swing doors for compartments that meet the requirements of the Americans with Disabilities Act (ADA).
- C. Restroom Compartments, Modesty Panels and Sight Screens:
 - 1. Evergreen: One-piece melamine face sheets are bonded under heat and high pressure to phenolic resin impregnated kraft sheets. All exposed edge components shall be polished, chamfered and free of milling marks. Material shall meet Class B and Class A fire rating.
- D. Construction Types of Restroom Compartments, Modesty Panels and Sight Screens:
 - 1. Overhead Braced: Furnish galvanized steel supports and leveling bolts at stiles to suit floor conditions as recommended by Ampco. Make provisions for setting and securing overhead bracing at the top of each stile. Provide shoe at each stile to conceal supports and leveling mechanism.
 - 2. Floor Mounted: Furnish galvanized steel anchorage devices complete with threaded rod, lock washers, and leveling adjustment nuts at stiles to permit structural connection at floor. Provide shoe at each stile.

- 3. Ceiling Hung: Furnish galvanized steel anchorage devices complete with threaded rods, lock washers, and leveling adjustment nuts at stile connection for structural support above finished ceiling. Furnish devices that are designed to support stiles from structure without transmitting load to finished ceiling. Provide shoe at each stile to conceal anchorages. Ceiling hung compartments are offered to a maximum ceiling height of 10 feet.
- 4. Floor to Ceiling: Furnish galvanized steel supports and/or threaded rod, lock washers, and leveling adjustment nuts at stiles as required. Provide shoes at each stile to conceal anchorages.
- E. Hardware: Furnish hardware to comply with ANSI A117.1 and Title III of the Americans with Disabilities Act (ADA) as follows:
 - 1. Evergreen:
 - a. Hinges: Supply minimum two heavy duty cast stainless steel hinges Type 304 with Number 4 finish. Top hinge shall consist of an opposing nylon gravity-acting cam allowing door be set in various positions. Bottom hinge shall be free swinging. Emergency access feature is required for outside access.
 - b. Latch and Keeper: Type 304 stainless steel with Number 4 finish. Latching device shall consist of a slide latch with combination stop and emergency release feature.
 - c. Coat Hook: Type 304 stainless steel with Number 4 finish coat hook (O/S) and/or combination coat hook and door bumper (I/S).
 - d. Door Pull: Type 304 cast stainless steel with a Number 4 finish.

- 2.4 FINISH. Select color from Ampco's most recent selection chart. Finalize selection from actual material sample provided by manufacturer.

PART 3 -EXECUTION

3.1 INSTALLATION

- A. General: Comply with manufacturer's recommended procedures and installation sequence. Install compartment units rigid, straight, plumb and level. Provide clearance of not more than 1/2" between stiles and panels and not more than 1" between panels and walls. Secure panels to walls with not less than two brackets attached near top and bottom of panel. Locate wall brackets so that holes for wall anchorages occur in masonry or tile joints. Secure panels to stiles with not less than two brackets located to align with brackets at wall. Secure panels in position with manufacturer's recommended anchoring devices.
- B. Overhead Braced Compartments: Secure stile to floor and level, plumb, and tighten installation with devices furnished. Secure overhead brace to each stile with fasteners supplied. Hang doors and adjust so that tops of doors are parallel with overhead brace when doors are in closed position.
- C. Floor Mounted Compartments: Set stile units with anchorages having not less than 2" penetration into structural floor, unless otherwise recommended by Ampco. Level, plumb, and tighten installation with devices furnished. Hang doors and adjust so that tops of doors are level with tops of stiles when doors are in closed position.
- D. Ceiling Hung Compartments: Secure stiles to supporting structure and level, plumb and tighten installation with devices furnished. Hang doors and adjust so door bottoms are level with bottoms of stiles when doors are in closed position.
- E. Floor to Ceiling Compartments: Secure divider panels to built-in anchorage devices using concealed fasteners. Level, plumb and tighten installation with device furnished. Hang doors and adjust so that bottoms of doors are 12" off floor when doors are in closed position.
- F. Screens: Attach with anchoring devices as recommended by manufacturer to suit supporting structure. Set unit to provide support and to resist lateral impact.

3.2 ADJUST AND CLEAN

- A. Hardware Adjustment: Adjust and lubricate hardware for proper operation. Set hinges on in-swing doors to hold open approximately 30 degrees from closed position when unlatched. Set hinges on out-swing doors (and entrance swing doors) to return to fully closed position.
- B. Clean and Protect: Clean exposed surfaces of compartment systems using materials and methods recommended by manufacturer, and provide protection as necessary to prevent damage during remainder of construction period.

FLORIDA

11400 NW 36th Avenue, Miami, Florida 33167
T. 305.821.5700 F. 866.216.5300 E. florida@ampco.com

TEXAS

201 Railroad Avenue, Sanger, Texas 76266
T. 940.458.7401 F. 866.372.5300 E. texas@ampco.com

WASHINGTON

4520 B Street NW, Suite B, Auburn, Washington 98001
T. 253.852.5900 F. 866.323.5300 E. washington@ampco.com