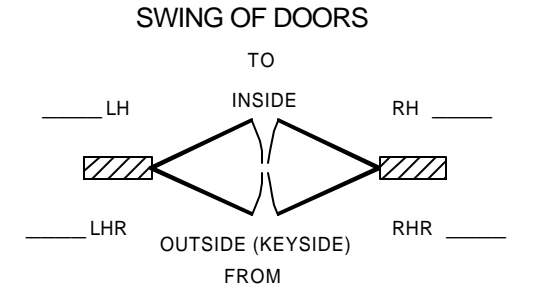
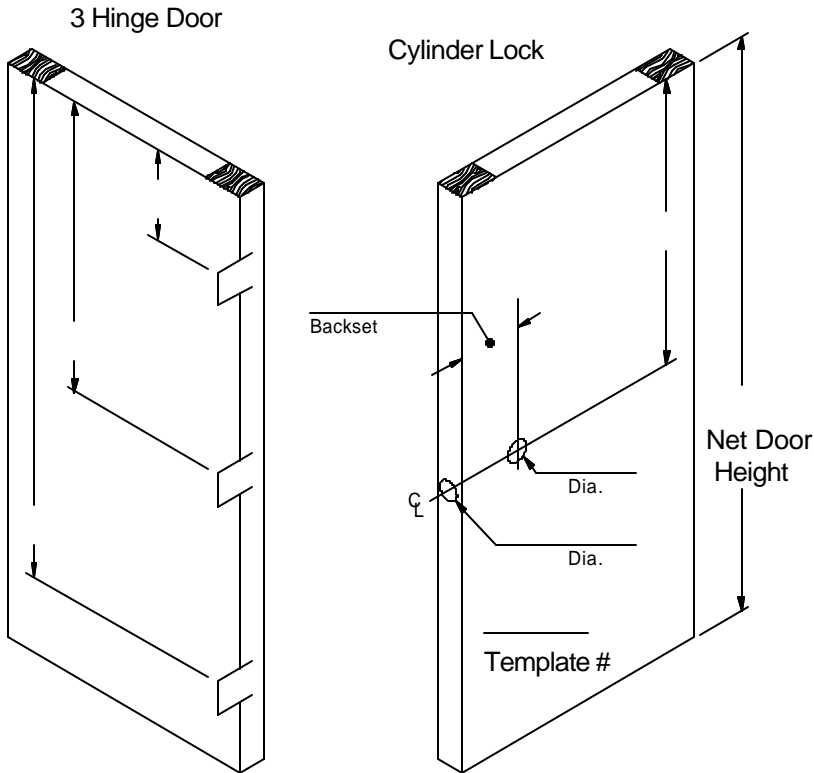
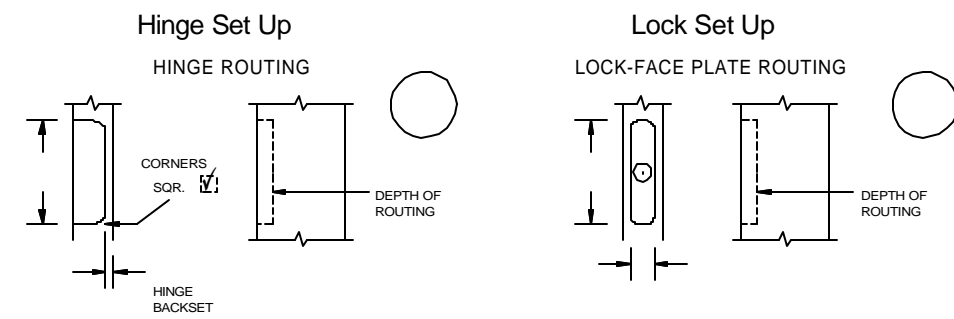


Customer Name:	Job Name:	Order No.	Core Type: Labeled:	Bevel:
----------------	-----------	-----------	------------------------	--------

Prefit Door Size: Width _____ x Height _____ x Thickness _____	Door Skin / Laminate:	Lock Manufacturer:	Lock Model/Funct. No.
---	-----------------------	--------------------	-----------------------



Remarks & Misc. Hdw. Info.



Total No. of Doors (This page):	Packing:											
Door No. (Tag)											Swing	
Checked By:			Date:		Issued to Prod.			Sht.		Job No.		